



December 2012 REPORTS



FIXED TELEPHONE LINE SERVICES



	December
1.1 Postpaid	225,922
1.2 Prepaid lines	26,065
1.3 Public Telephone Payphones	6,801
1.4 ISDN channels (Equivalent DELs)	43,888
1.5 WLL connection	1,869
Total Fixed Telephone Lines (1.1 - 1.5)	304,545
	10.98%
	75.70%

1 As per ITU definition the (Mobile broadband subscribers (potential access)) has been replaced with the Active Mobile Broadband Subscribers.

The Active Mobile Broadband subscribers has been calculated as per ITU Handbook to represent the sum of:

(i) Dedicated mobile broadband subscriptions: (All subscribers who have subscribed to a data plan which has a subscription charge and fixed period of subscription irrespective of the subscription duration (daily, weekly or monthly plans)

(ii) Standard Mobile Broadband Subscriptions: (subscribers who use 3G broadband service at least once in a month without subscribing to a fixed duration plan. These are generally called "pay as you go" (PAYG) users.

Note: The New provisional population is (3,623,001) up to Mid of 2012; according to the latest statistics provided by the National Center for Statistics & Information and households (402,286)

Note: the active mobile broadband subscribers for Oct & Nov have been modified by the telecom service providers (October from 1,628,969 to 1,585,724) (November from 1,590,562 to 1,588,465)

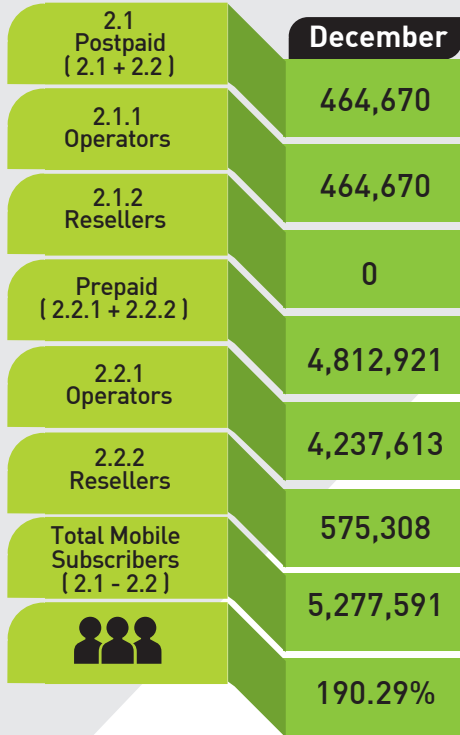
Note: the mobile subscribers has been modified by the telecom service providers for the month of November (from 5,225,093 to 5,238,565)

Note: New published population (2,773,479) and households (402,286)

December 2012 REPORTS



MOBILE SERVICES



1 As per ITU definition the (Mobile broadband subscribers (potential access)) has been replaced with the Active Mobile Broadband Subscribers.

The Active Mobile Broadband subscribers has been calculated as per ITU Handbook to represent the sum of:

(i) Dedicated mobile broadband subscriptions: (All subscribers who have subscribed to a data plan which has a subscription charge and fixed period of subscription irrespective of the subscription duration (daily, weekly or monthly plans))

(ii) Standard Mobile Broadband Subscriptions: (subscribers who use 3G broadband service at least once in a month without subscribing to a fixed duration plan. These are generally called "pay as you go" (PAYG) users.)

Note: The New provisional population is (3,623,001) up to Mid of 2012; according to the latest statistics provided by the National Center for Statistics & Information and households (402,286)

Note: the active mobile broadband subscribers for Oct & Nov have been modified by the telecom service providers (October from 1,628,969 to 1,585,724) (November from 1,590,562 to 1,588,465)

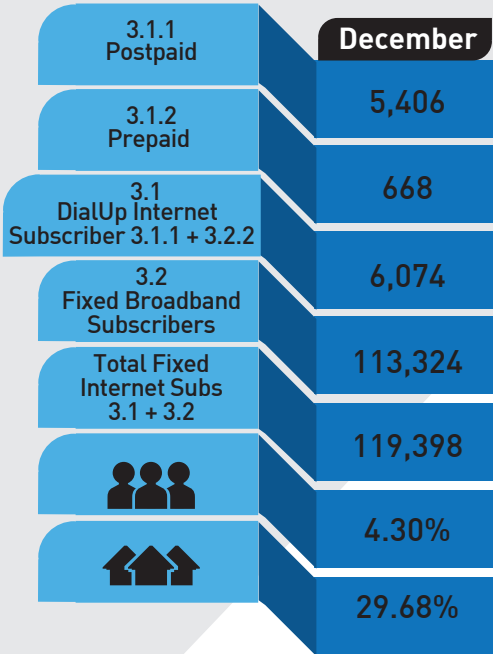
Note: the mobile subscribers has been modified by the telecom service providers for the month of November (from 5,225,093 to 5,238,565)

Note: New published population (2,773,479) and households (402,286)

December 2012 REPORTS



FIXED INTERNET SERVICES



December

3.1.1
Postpaid

5,406

3.1.2
Prepaid

668

3.1
DialUp Internet
Subscriber 3.1.1 + 3.2.2

6,074

3.2
Fixed Broadband
Subscribers

113,324

Total Fixed
Internet Subs
3.1 + 3.2

119,398



4.30%



29.68%

1 As per ITU definition the (Mobile broadband subscribers (potential access)) has been replaced with the Active Mobile Broadband Subscribers.

The Active Mobile Broadband subscribers has been calculated as per ITU Handbook to represent the sum of:

(i) Dedicated mobile broadband subscriptions: (All subscribers who have subscribed to a data plan which has a subscription charge and fixed period of subscription irrespective of the subscription duration (daily, weekly or monthly plans)

(ii) Standard Mobile Broadband Subscriptions: (subscribers who use 3G broadband service at least once in a month without subscribing to a fixed duration plan. These are generally called "pay as you go" (PAYG) users.

Note: The New provisional population is (3,623,001) up to Mid of 2012; according to the latest statistics provided by the National Center for Statistics & Information and households (402,286)

Note: the active mobile broadband subscribers for Oct & Nov have been modified by the telecom service providers (October from 1,628,969 to 1,585,724) (November from 1,590,562 to 1,588,465)

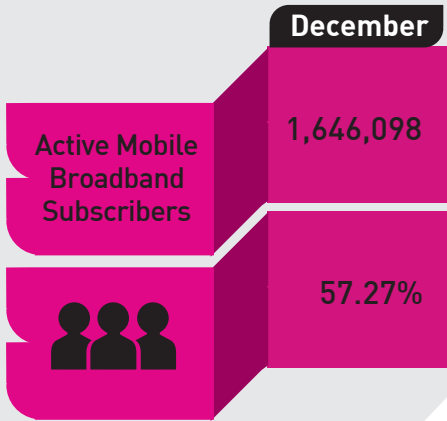
Note: the mobile subscribers has been modified by the telecom service providers for the month of November (from 5,225,093 to 5,238,565)

Note: New published population (2,773,479) and households (402,286)

December 2012 REPORTS



**MOBILE
BROADBAND**



1 As per ITU definition the (Mobile broadband subscribers (potential access)) has been replaced with the Active Mobile Broadband Subscribers.

The Active Mobile Broadband subscribers has been calculated as per ITU Handbook to represent the sum of:

(i) Dedicated mobile broadband subscriptions: (All subscribers who have subscribed to a data plan which has a subscription charge and fixed period of subscription irrespective of the subscription duration (daily, weekly or monthly plans)

(ii) Standard Mobile Broadband Subscriptions: (subscribers who use 3G broadband service at least once in a month without subscribing to a fixed duration plan. These are generally called "pay as you go" (PAYG) users.

Note: The New provisional population is (3,623,001) up to Mid of 2012; according to the latest statistics provided by the National Center for Statistics & Information and households (402,286)

Note: the active mobile broadband subscribers for Oct & Nov have been modified by the telecom service providers (October from 1,628,969 to 1,585,724) (November from 1,590,562 to 1,588,465)

Note: the mobile subscribers has been modified by the telecom service providers for the month of November (from 5,225,093 to 5,238,565)

Note: New published population (2,773,479) and households (402,286)