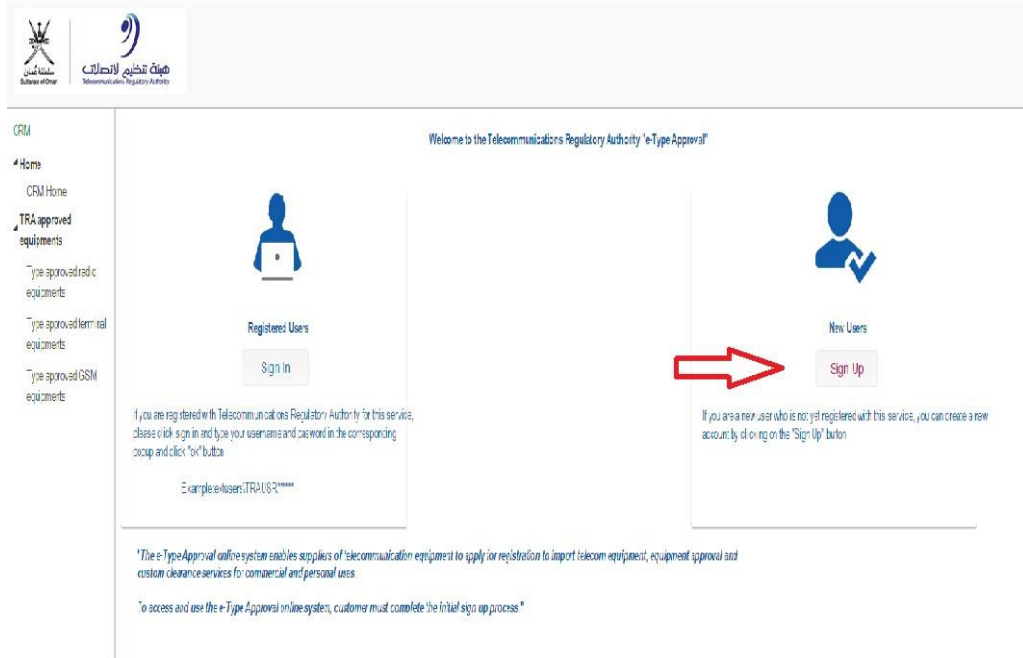


Step by step for sign up for the Online Type Approval Services

- 1- Login to the E-Portal service by using the following URL
<https://crm.tra.gov.om>
- 2- Click on Sign Up as in the below Figure (to create username and password)



The screenshot shows the TRA e-Type Approval portal. The header includes the logos of the Sultanate of Oman and the Telecommunications Regulatory Authority. The main content area is titled "Welcome to the Telecommunications Regulatory Authority 'e-Type Approval'". It features two columns: "Registered Users" with a "Sign In" button and "New Users" with a "Sign Up" button. A red arrow points to the "Sign Up" button. Below the buttons, there are instructions for registered and new users. At the bottom, there is a note about the e-Type Approval system and a requirement to complete the initial sign up process.

CRM

Home

CRM Home

TRA approved equipments

Type approved radio equipments

Type approved terminal equipments

Type approved GSM equipments

Welcome to the Telecommunications Regulatory Authority 'e-Type Approval'

Registered Users

Sign In

If you are registered with Telecommunications Regulatory Authority for this service, please click sign in and type your username and password in the corresponding group and click "Go" button.

Example: users:TRAUS21*****

New Users

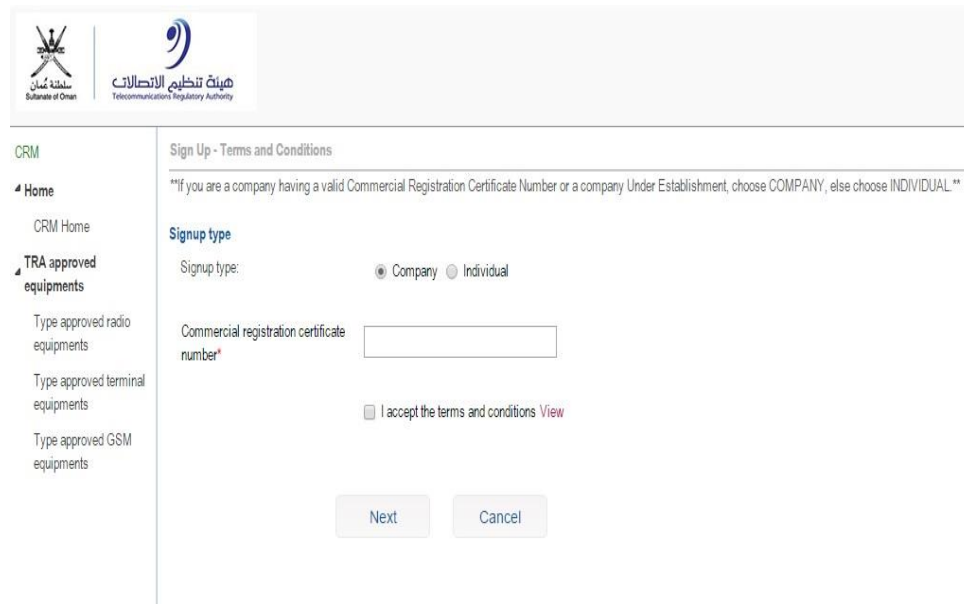
Sign Up

If you are a new user who is not yet registered with this service, you can create a new account by clicking on the "Sign Up" button.

*The e-Type Approval online system enables suppliers of telecommunication equipment to apply for registration to import telecom equipment, equipment approval and custom clearance services for commercial and personal uses.

To access and use the e-Type Approval online system, customer must complete the initial sign up process.*

- 3- Fill out the required fields



The screenshot shows the "Sign Up - Terms and Conditions" form. The header includes the logos of the Sultanate of Oman and the Telecommunications Regulatory Authority. The main content area is titled "Sign Up - Terms and Conditions". It features a "Signup type" section with radio buttons for "Company" and "Individual". Below this is a "Commercial registration certificate number*" field. At the bottom, there is a checkbox for "I accept the terms and conditions" and a "View" link. There are "Next" and "Cancel" buttons at the bottom.

CRM

Home

CRM Home

TRA approved equipments

Type approved radio equipments

Type approved terminal equipments

Type approved GSM equipments

Sign Up - Terms and Conditions

If you are a company having a valid Commercial Registration Certificate Number or a company Under Establishment, choose COMPANY, else choose INDIVIDUAL.


Signup type

Signup type: Company Individual


Commercial registration certificate number*

I accept the terms and conditions [View](#)

Next Cancel



سلطنة عُمان
Sultanate of Oman



هيئة تنظيم الاتصالات
Telecommunications Regulatory Authority

CRM

- Home
- CRM Home
- TRA approved equipments
 - Type approved radio equipments
 - Type approved terminal equipments
 - Type approved GSM equipments

Sign Up - Details

Commercial registration certificate number:52216

Personal Information		Address	
First name/Last name (English)*	<input type="text"/>	P.O. box*	<input type="text"/>
First name/Last name (Arabic)*	<input type="text"/>	Postal code*	<input type="text"/>
Civil number*	<input type="text"/>	City*	<input type="text"/>
Company name (English)*	<input type="text"/>	Governate*	<input type="text"/>
Company name (Arabic)*	<input type="text"/>	Street	<input type="text"/>
Country code*	+968	Password	
GSM Number*	<input type="text"/>	Password*	<input type="text"/>
Telephone	<input type="text"/>	Confirm password*	<input type="text"/>
Email**	<input type="text"/>		

**File size limit is 2MB. You can upload zip file. **

Including Commercial Registration Certificate, Commercial Registration Details, list of authorized signatories and identification card(s).

Proof of identification: No file chosen *

The Undertaking content has to be submitted on the company's letter head.

Letter of undertaking: No file chosen *

Please right click and choose [save target as] on this link for [Letter of undertaking \(English\)](#)

Letter of undertaking (Arabic)

Others attachment: No file chosen

4- Click on the page of "letter of undertaking (English)", sign & stamp by the Authorized person and scan it and saved it in order to attach it later on as a required document

**File size limit is 2MB. You can upload zip file. **

Including Commercial Registration Certificate, Commercial Registration Details, list of authorized signatories and identification card(s).

Proof of identification: No file chosen *

The Undertaking content has to be submitted on the company's letter head.

Letter of undertaking: No file chosen *

Please right click and choose [save target as] on this link for [Letter of undertaking \(English\)](#)


Letter of undertaking (Arabic)

Others attachment: No file chosen


5- Attached the all below requirement's:

**File size limit is 2MB. You can upload zip file. **

**Including Commercial Registration Certificate, Commercial Registration Details, list of authorized signatories and identification card(s). **

Proof of identification: No file chosen 

The Undertaking content has to be submitted on the company's letter head.

Letter of undertaking: No file chosen 
Please right click and choose [save target as] on this link for Letter of undertaking (English)

Letter of undertaking (Arabic)
Others attachment: No file chosen 

6- After attaching all files please click on submit in order to process your application for username & password

**File size limit is 2MB. You can upload zip file. **


**Including Commercial Registration Certificate, Commercial Registration Details, list of authorized signatories and identification card(s). **

Proof of identification: No file chosen *

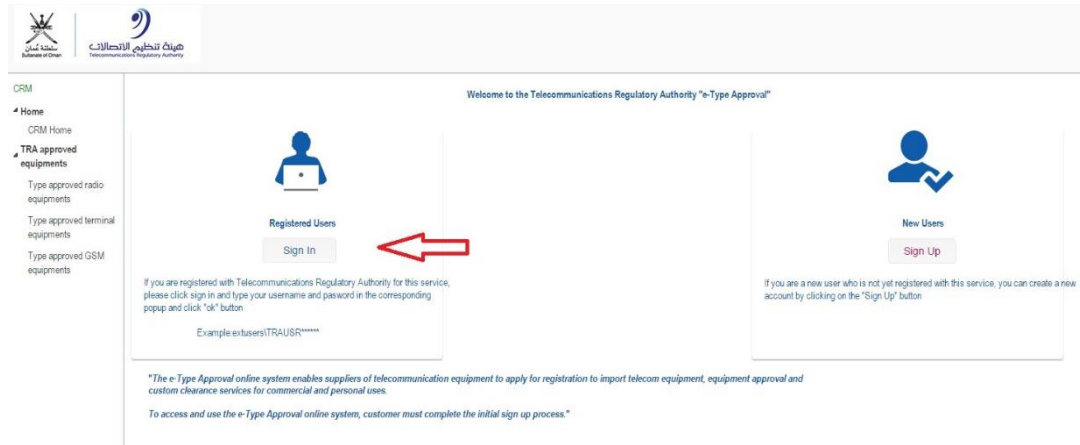
The Undertaking content has to be submitted on the company's letter head.

Letter of undertaking: No file chosen *
Please right click and choose [save target as] on this link for Letter of undertaking (English)

Letter of undertaking (Arabic)
Others attachment: No file chosen



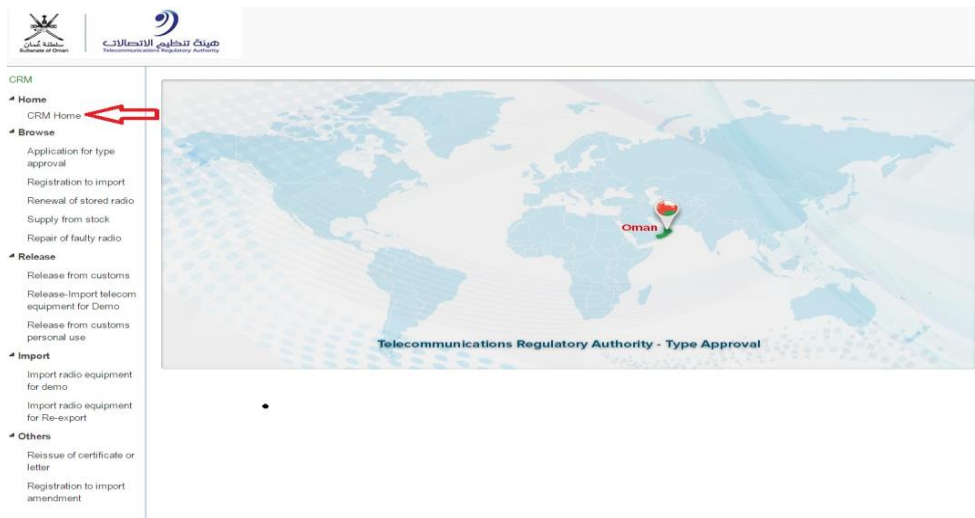
7- After receiving the username and password from TRA please login again to the same portal <https://crm.tra.gov.om> and press on sign in



8- Fill out the username and password which given by TRA



9- Now you are login to the Online type approval Services



10- Select your application type and the service you intend to apply for and start the online services

CRM

Home

- CRM Home

Browse

- Application for type approval
- Registration to import
- Renewal of stored radio
- Supply from stock
- Repair of faulty radio

Release


- Release from customs
- Release-Import telecom equipment for Demo
- Release from customs personal use

Import

- Import radio equipment for demo
- Import radio equipment for Re-export

Others

- Reissue of certificate or letter
- Registration to import amendment



Telecommunications Regulatory Authority - Type Approval