

Title: Mobile Network Performance- South Sharqiyah-  
Summary Benchmarking Field Test Report  
(May 2014)

Reference: 01/2014

Issue: 1.0

Date: 6/7/2014

**Issue Revision Control:**

Issue Number	Issued Date	Reason of Revision
1.0	6 July 2014	

[  ] For Publication

[  ] For Internal Use

## Contents

1. Info about the Field Test.....	4
2. Basis for the Field Test:.....	4
3. Results Summary .....	4
3.1 Mobile Voice Coverage .....	4
3.2 Mobile Voice Performance .....	5
3.3 Mobile Broadband Speed (For internet) .....	5
3.4 Mobile Broadband Performance.....	6

## 1. Info about the Field Test

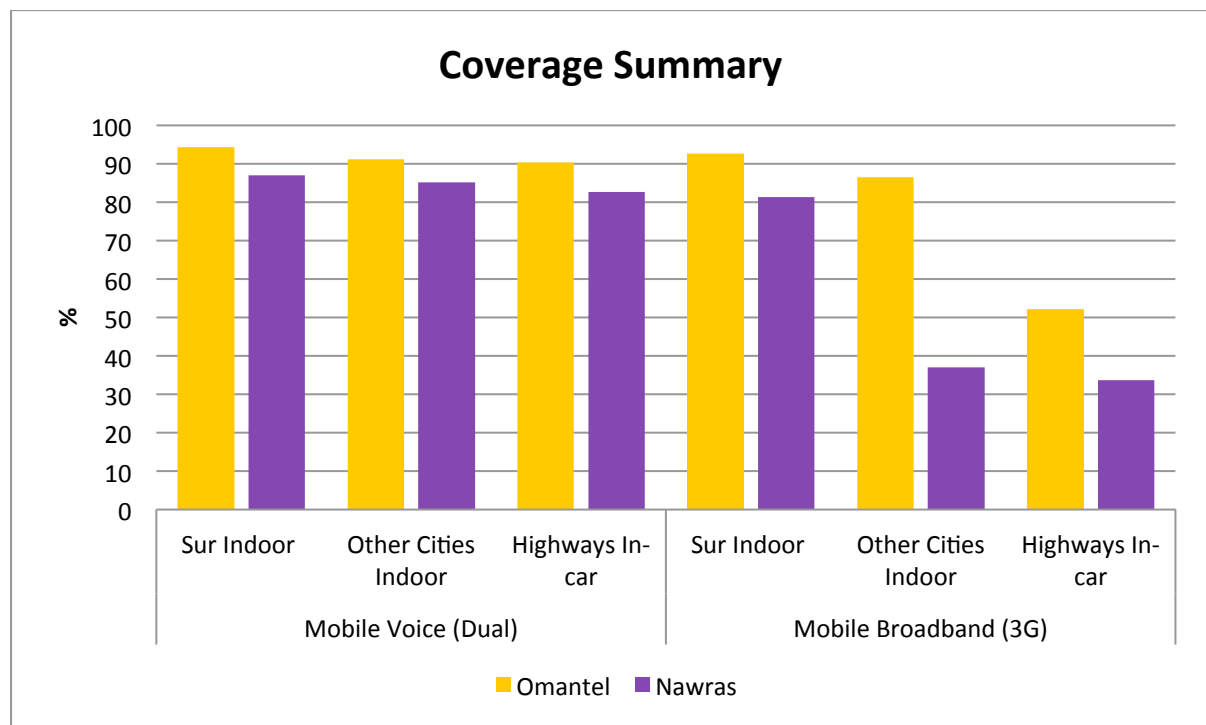
- **Governorate:** South Sharqiyah Governorate
- **Date of Field Survey:** from 13<sup>th</sup> May to 17<sup>th</sup> May 2014.
- **Services tested:** mobile voice (coverage and Performance)  
mobile broadband (Speed and Performance)
- **Operators:** Omantel and Nawras.

## 2. Basis for the Field Test:

- The exercise has been conducted independently by the Authority without sharing any prior information with the service providers about the type of tests being performed or location.
- The coverage summary is based on the geographical drive test route used during the measurement exercise.
- The results of the exercise are based on the data collected from the field at a certain instance of time and day and network behaviour may vary with traffic variations over time.
- Industry standard tools and work best practices have been used during the whole exercise.
- Other cities, mentioned below do not include test results for Masirah Island.

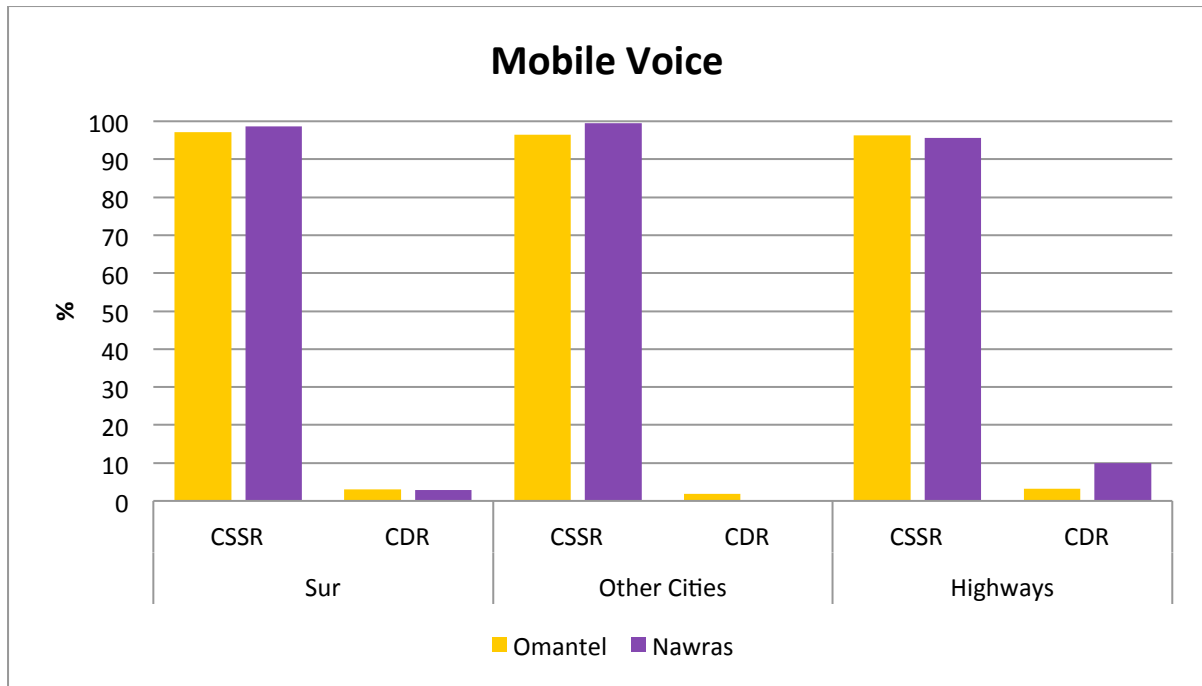
## 3. Results Summary

### 3.1 Mobile Voice Coverage



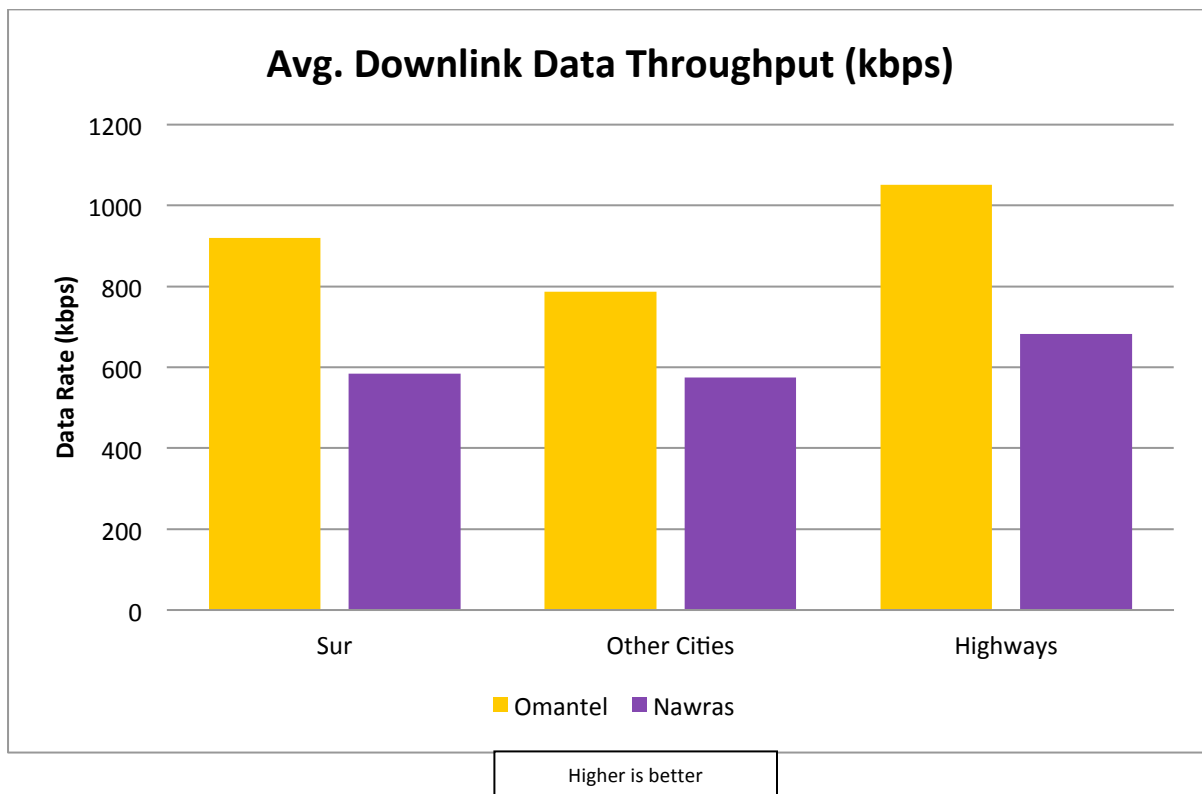
Higher is better

### 3.2 Mobile Voice Performance

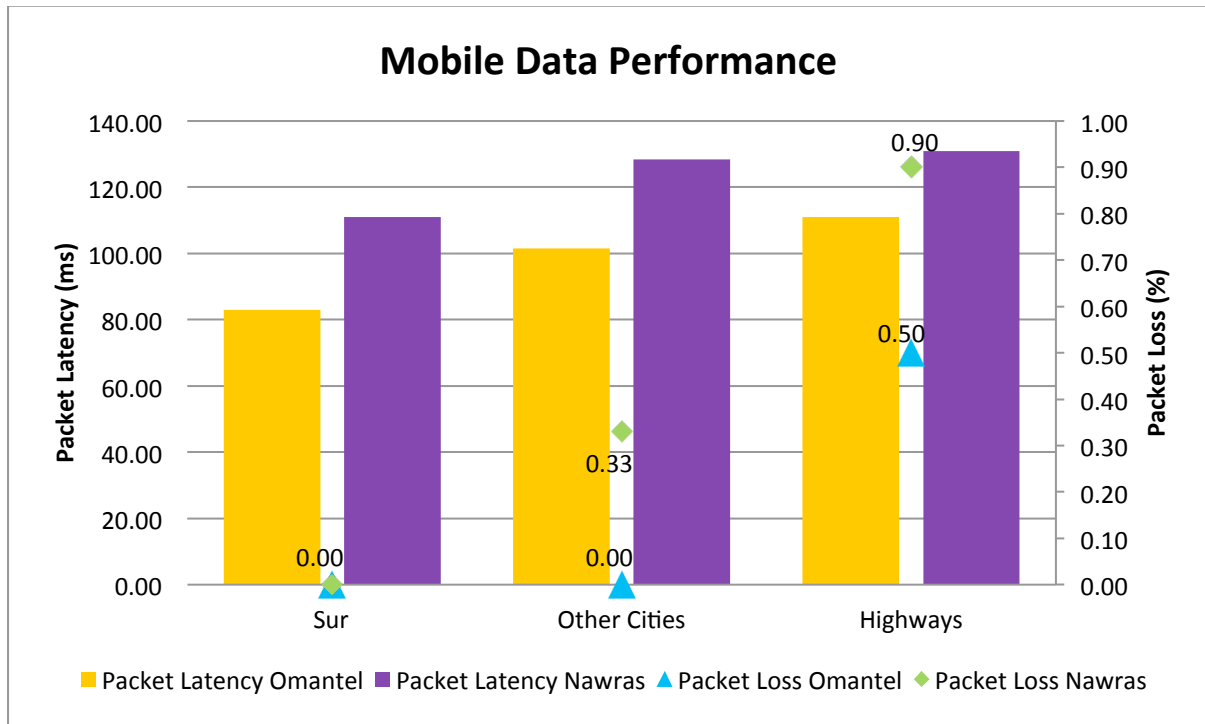


**CSSR:** Call Setup Success Rate (Higher is better)  
**CDR:** Call Drop Rate (Lower is better)

### 3.3 Mobile Broadband Speed (For internet)



### 3.4 Mobile Broadband Performance



**Packet Latency** (delay in the network): Lower is better.

**Packet Loss**: Lower is better